










Merry-Go-Round Race



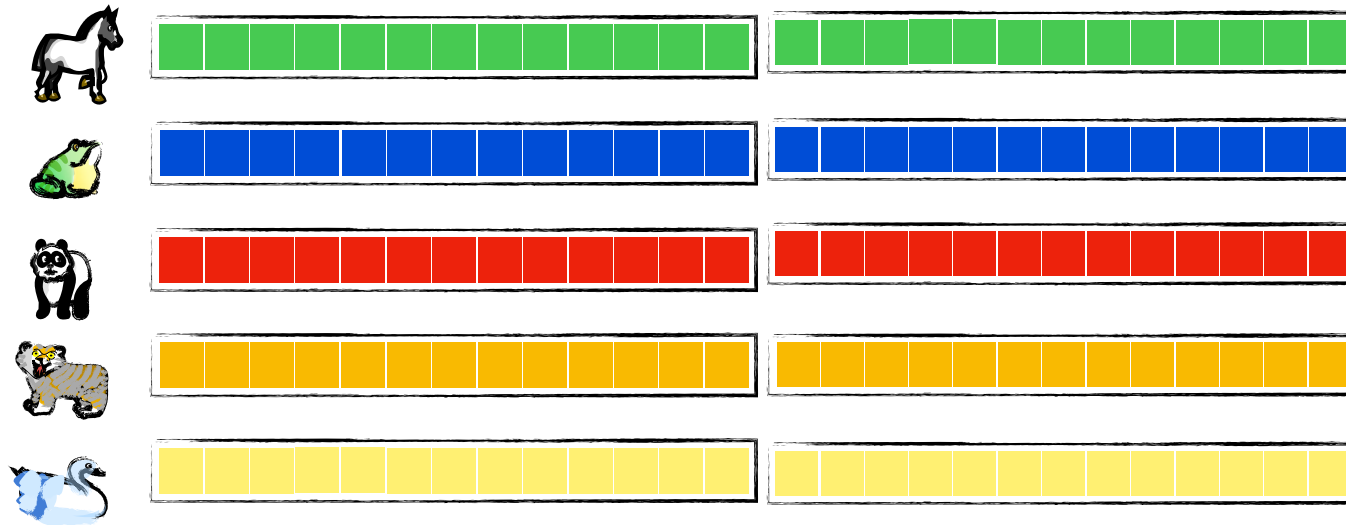


Merry-Go-Round Race Spinner



Game Board Directions

Place the two sections of the game board as follows:



You do **not** need a spinner to play this game **unless** you are playing the single player version.

Follow these steps to create a spinner.

- Copy or draw the Merry-Go-Round Race Spinner, then:
- Make a hole at the center of the spinner design where the lines meet at the middle. Use a paper fastener to attach a paperclip to the center of the circle so that it will spin freely when touched.

or

- Flip a small object (like a coin) into the air so it lands on the spinner face. The landing place of the object tells you which animal to move.

